

ECHO Analytics

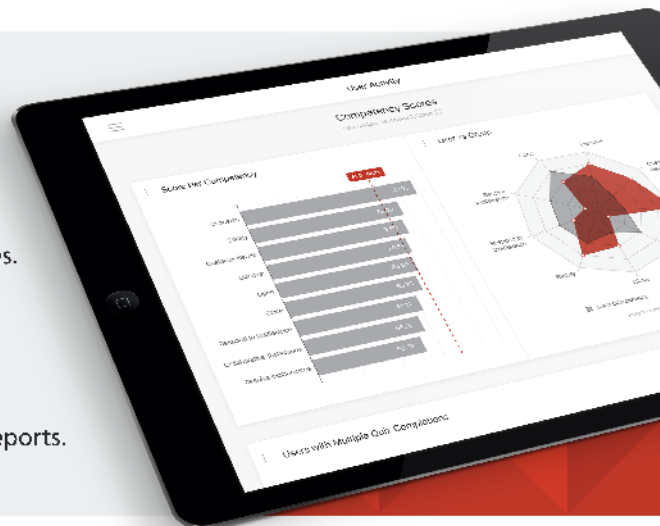
Actionable insights at your fingertips.

Tap ECHO's real-time analytics for post-training insights into how your employees transfer learning to their jobs, from high-level to the granular.

ECHO's best-in-class training reinforcement metrics, reports and dashboards give you the tools to **boost your ROI, support your business case, and reach your training goals.**

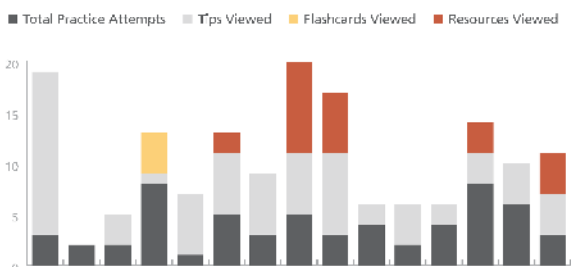
Feature Highlights

- Full business intelligence platform, powered by Microsoft Power BI.
- Real-time analytics accessible from desktop, tablet and phone devices.
- Dynamic drill-downs, pivots and filters.
- Natural language queries.
- Most extensive set of charts and visualizations in the industry.
- Over 50 out-of-the-box metrics that you can incorporate into your reports.



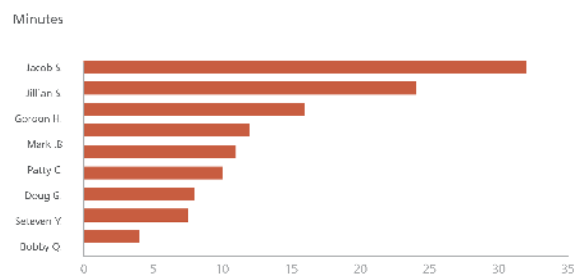
L&D managers gain actionable insights into learners' engagement levels, activity patterns and retention rates.

Activity Level



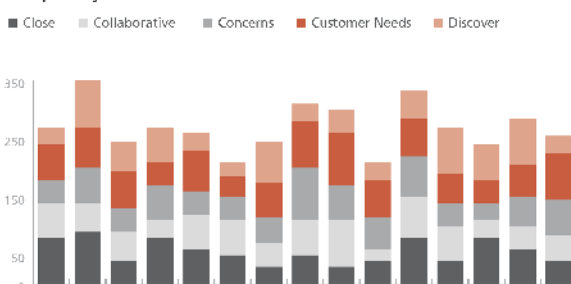
Front-line managers see how their team members are mastering the competencies that are crucial to their success on the job.

Time Spent on Practice



Executives rely on aggregate, trend and correlation reports that support their investment decisions, budget activities and ROI projections.

Competency Scores Over Time



Content development teams benchmark the performance of each reinforcement content by measuring its impact on learners' retention levels.

Tips

